


Happy Easter!



March 25-27 2016

(K-1)

Supplies:

1. AP1-coloring picture (1 per kid)
2. Eggs in a bag (1 per group)
3. Towel (1 per group)

Early Arriver- 20 minutes
(start at 25 'till the hour)

Supplies: AP1

Welcome kids as they arrive and talk with them about their weeks and what their Easter plans are. Ask about their favorite traditions and what they think Easter is all about.

Give each kid a coloring page and have them color by number. If they want to use different colors for each number that is okay. There is a front and back to each page.

As kids are coloring, ask them if they have ever died an Easter egg or gone on an Easter egg hunt.

Memory Verse-10 minutes
(start at 5 'till the hour)

Supplies: eggs in a bag

- Review John 16:33b as a group.
- Explain that inside each egg is a piece of paper with part of the memory verse on it.
- Place the eggs in a pile about five feet away from the group.
- Line up the kids and have them bunny hop, one at a time, to the pile of eggs, grab one, and bring it back to the group.
- Once all the eggs are gathered, let the kids open them and put the words of the verse in order. Point out the numbers on the bottom of the cards to help any early readers.
- Read the verse together as a group.

What You Say: "Do you see right here (*point to the card*) where it says, 'I have won the battle'? Jesus knew that one day He would beat death—that He would rise again on Easter to show us how much God loves us. Isn't that amazing? We can have hope because **whatever happens, remember God loves you.**"

The Main Point

10 minutes

start at:
50 minutes
after the
hour

Supplies: towel

- Ask the kids to sit in a circle.
- Explain that you will play a game called “Who’s Missing?”
- Select one kid to be “It” and sit in the center of the circle with his/her eyes closed.
- Quietly tap a child on the head and tell him to hide under the towel. You will likely have to help make sure they are completely hidden.
- Once that child is hidden, the remaining kids should scoot together so that you cannot tell who’s missing.
- Next, ask the kid who is “It” to open his eyes and guess who is missing.
- Pick a different kid to hide and a different kid to be “It” for each round. Play as long as time and interest allow.

What You Say: *(Tell the kids about a time you needed hope that things would be okay. What happened? Select a kid-friendly example.)* “When Mary went to the tomb on Easter morning, who was missing? That’s right! Jesus! He wasn’t in the tomb because He was **ALIVE!** Jesus beat death once and for all and made a way for us to have a relationship with God. God loved us so much that He sent Jesus for us. And that’s a big reason we can have hope, no matter what happens. So, **whatever happens, remember God loves you.**”



Prayer

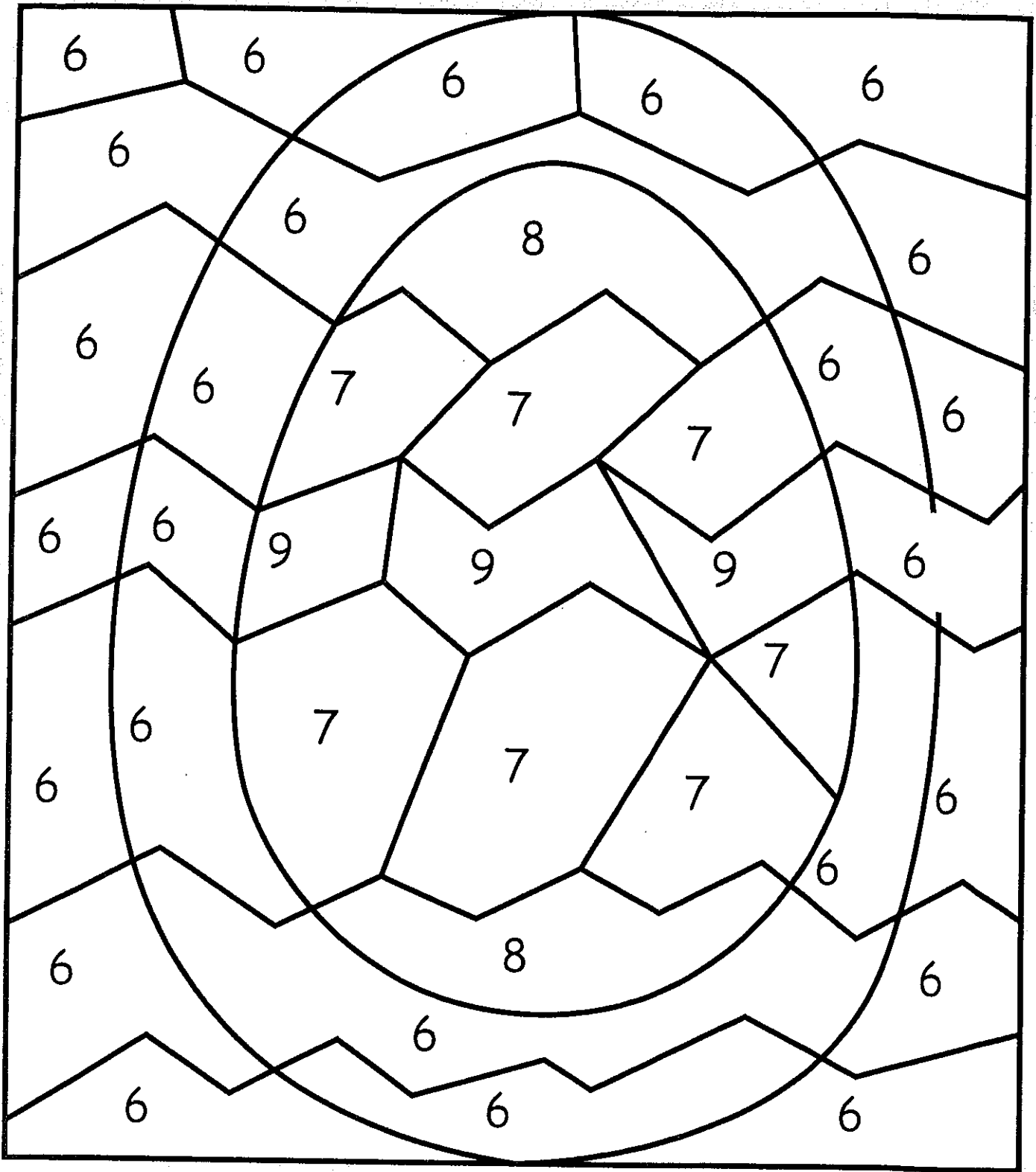
Supplies: none

5 minutes


Start at the
end of the
hour


- Guide the kids to sit in a circle
- Tell them to go around the circle and each fill in the blank in the prayer: “God, thank You for ...”


What You Say: “All of those things that we thanked God for are things that show us just how much He loves us. **Whatever happens, remember God loves you.** He **ALWAYS** loves us, and He proves it in so many ways, including the ultimate way, when He sent Jesus to die on the cross and rise from the dead so our sins can be forgiven.”




6 = white

 7 = green

 9 = blue

 8 = pink



1 = yellow

2 = pink

3 = white

4 = red

5 = light brown

6 = green

7 = blue